



RoHS 
Compliant

BOMcheck.net

Color: 

Item description

According to EN 61984, pluggable connectors without current interrupting capacity shall not be mated and unmated when live or under load.

Data

Electrical data

Ratings per IEC/EN 60664-1

| | |
|---------------------------------|-------|
| Rated voltage (III / 3) | 690 V |
| Rated impulse voltage (III / 3) | 6 kV |
| Rated current | 24 A |
| Rated current (2) | 32 A |

Connection data

| | |
|--------------------------------------|---|
| Connection technology | Push-in CAGE CLAMP® |
| Actuation type | Open Tool Slot Push-in |
| Connectable conductor materials | Copper |
| Nominal cross section | 2.5 mm ² |
| Solid conductor | 0.25 ... 4 mm ² / 22 ... 12 AWG |
| Solid conductor, push-in termination | 0.75 ... 4 mm ² / 18 ... 12 AWG |
| Fine-stranded conductor | 0.25 ... 4 mm ² / 22 ... 12 AWG |
| Strip length | 10 ... 12 mm / 0.39 ... 0.47 inch |
| Note (conductor cross-section) | Depending on the conductor characteristic, a conductor with a smaller cross section can also be inserted via push-in termination. |
| No. of poles | 11 |
| Total number of connection points | 11 |
| Total number of potentials | 11 |
| Type of wiring | Front-entry wiring |

Geometrical Data

| | |
|--------|----------------------|
| Width | 57.2 mm / 2.252 inch |
| Height | 40.5 mm / 1.594 inch |
| Depth | 22.4 mm / 0.882 inch |

| | |
|--------------|---------------------|
| Module width | 5.2 mm / 0.205 inch |
|--------------|---------------------|

Mechanical data

| | |
|---------------|--------------|
| Marking level | Side marking |
|---------------|--------------|

Plug connection

| | |
|------------------------------------|-------------------------|
| Contact type (pluggable connector) | Female connector/socket |
| Connector connection type | for conductors |

Material Data






| | |
|---------------------|----------------------|
| Color | blue |
| Insulating material | Polyamide 66 (PA 66) |
| Fire load | 0.59 MJ |
| Weight | 36.165 g |

















Commercial data

















| | |
|--------------------|-------------------|
| Product Group | 18 (X-COM-System) |
| Country of origin | DE |
| GTIN | 4045454705510 |
| Customs Tariff No. | 85366990990 |

Compatible products

ferrule

| | | |
|--|--|---------|
|  | Item no.: 216-241 Ferrule; Sleeve for 0.5 mm ² / 20 AWG; insulated; electro-tin plated; electrolytic copper; gastight crimped; acc. to DIN 46228, Part 4/09.90 | 216-241 |
|  | Item no.: 216-242 Ferrule; Sleeve for 0.75 mm ² / 18 AWG; insulated; electro-tin plated; electrolytic copper; gastight crimped; acc. to DIN 46228, Part 4/09.90 | 216-242 |
|  | Item no.: 216-243 Ferrule; Sleeve for 1 mm ² / AWG 18; insulated; electro-tin plated; electrolytic copper; gastight crimped; acc. to DIN 46228, Part 4/09.90 | 216-243 |
|  | Item no.: 216-244 Ferrule; Sleeve for 1.5 mm ² / AWG 16; insulated; electro-tin plated; electrolytic copper; gastight crimped; acc. to DIN 46228, Part 4/09.90 | 216-244 |
|  | Item no.: 216-246 Ferrule; Sleeve for 2.5 mm ² / AWG 14; insulated; electro-tin plated; electrolytic copper; gastight crimped; acc. to DIN 46228, Part 4/09.90 | 216-246 |

| | | |
|--|--|----------------------|
|  | Item no.: 216-262 Ferrule; Sleeve for 0.75 mm ² / 18 AWG; insulated; electro-tin plated; electrolytic copper; gastight crimped; acc. to DIN 46228, Part 4/09.90 | 216-262 |
|  | Item no.: 216-263 Ferrule; Sleeve for 1 mm ² / AWG 18; insulated; electro-tin plated; electrolytic copper; gastight crimped; acc. to DIN 46228, Part 4/09.90 | 216-263 |
|  | Item no.: 216-264 Ferrule; Sleeve for 1.5 mm ² / AWG 16; insulated; electro-tin plated; electrolytic copper; gastight crimped; acc. to DIN 46228, Part 4/09.90 | 216-264 |
|  | Item no.: 216-266 Ferrule; Sleeve for 2.5 mm ² / AWG 14; insulated; electro-tin plated; electrolytic copper; gastight crimped; acc. to DIN 46228, Part 4/09.90 | 216-266 |
|  | Item no.: 216-284 Ferrule; Sleeve for 1.5 mm ² / AWG 16; insulated; electro-tin plated; electrolytic copper; gastight crimped; acc. to DIN 46228, Part 4/09.90 | 216-284 |
|  | Item no.: 216-286 Ferrule; Sleeve for 2.5 mm ² / AWG 14; insulated; electro-tin plated; electrolytic copper; gastight crimped; acc. to DIN 46228, Part 4/09.90 | 216-286 |
| Insulation stop | | |
|  | Item no.: 2002-171 Insulation stop; 0.25 - 0.5 mm ² ; 5 pieces/strip | 2002-171 |
|  | Item no.: 2002-172 Insulation stop; 0.75 - 1 mm ² ; 5 pieces/strip | 2002-172 |
| Locking lever | | |
|  | Item no.: 2022-151 Locking lever; can be snapped on 1-conductor female plugs; 2 poles and more | 2022-151 |
|  | Item no.: 2022-152 Locking lever; can be snapped on 1-conductor female plugs; 2 poles and more | 2022-152 |
| Protective Warning Marker | | |
|  | Item no.: 2002-115 Protective warning marker; with high-voltage symbol, black; for 5 terminal blocks | 2002-115 |
| tools | | |
|  | Item no.: 210-720 Operating tool with partially insulated shaft; Type 2, blade (3.5 x 0.5) mm | 210-720 |
| Marking accessories | | |
|  | Item no.: 2009-110 Marking strips; on reel; not stretchable; plain; snap-on type | 2009-110 |
|  | Item no.: 2009-115 WMB-Inline; for Smart Printer; on reel; stretchable 5 - 5.2 mm; plain; snap-on type | 2009-115 |
|  | Item no.: 2009-115/000-002 WMB-Inline; for Smart Printer; on reel; stretchable 5 - 5.2 mm; plain; snap-on type | 2009-115 /UUU-UUZ |
|  | Item no.: 2009-115/000-006 WMB-Inline; for smartPRINTER; on reel; stretchable 5 - 5.2 mm; plain; snap-on type | 2009-115 /UUU-UUb |

| | | | |
|--|---|----------|----------|
|  | Item no.: 2009-115/000-007 WMB-Inline; for Smart Printer; on reel; stretchable 5 - 5.2 mm; plain; snap-on type | /000-007 | 2009-115 |
|  | Item no.: 2009-115/000-012 WMB-Inline; for smartPRINTER; on reel; stretchable 5 - 5.2 mm; plain; snap-on type | /000-012 | 2009-115 |
|  | Item no.: 2009-115/000-017 WMB-Inline; for Smart Printer; on reel; stretchable 5 - 5.2 mm; plain; snap-on type | /000-017 | 2009-115 |
|  | Item no.: 2009-115/000-023 WMB-Inline; for Smart Printer; on reel; stretchable 5 - 5.2 mm; plain; snap-on type | /000-023 | 2009-115 |
|  | Item no.: 2009-115/000-024 WMB-Inline; for smartPRINTER; on reel; stretchable 5 - 5.2 mm; plain; snap-on type | /000-024 | 2009-115 |
|  | Item no.: 2009-135 WMB-Inline; for Smart Printer; on reel; stretchable 5 - 5.2 mm; plain; snap-on type | | 2009-135 |
|  | Item no.: 210-805 Labels; for Smart Printer | | 210-805 |
|  | Item no.: 210-805/000-002 Labels; for Smart Printer; permanent adhesive | /000-002 | 210-805 |
|  | Item no.: 210-831 Marking strips; on reel; 2.3 mm wide; plain; Self-adhesive | | 210-831 |
|  | Item no.: 210-832 Marking strips; on reel; 3 mm wide; plain; Self-adhesive | | 210-832 |
|  | Item no.: 210-833 Marking strips; on reel; 6 mm wide; plain; Self-adhesive | | 210-833 |
|  | Item no.: 210-834 Marking strips; on reel; 5 mm wide; plain; Self-adhesive | | 210-834 |
|  | Item no.: 793-5501 WMB marking card; as card; for terminal block width 5 - 17.5 mm; stretchable 5 - 5.2 mm; plain; snap-on type | | 793-5501 |
|  | Item no.: 793-5501/000-002 WMB marking card; as card; for terminal block width 5 - 17.5 mm; stretchable 5 - 5.2 mm; plain; snap-on type | /000-002 | 793-5501 |
|  | Item no.: 793-5501/000-005 WMB marking card; as card; stretchable 5 - 5.2 mm; plain; snap-on type | /000-005 | 793-5501 |
|  | Item no.: 793-5501/000-006 WMB marking card; as card; stretchable 5 - 5.2 mm; plain; snap-on type | /000-006 | 793-5501 |



Item no.: 793-5501/000-007

WMB marking card; as card; stretchable 5 - 5.2 mm; plain; snap-on type

/000-007

793-5501



Item no.: 793-5501/000-012

WMB marking card; as card; stretchable 5 - 5.2 mm; plain; snap-on type

/000-012

793-5501



Item no.: 793-5501/000-017

WMB marking card; as card; stretchable 5 - 5.2 mm; plain; snap-on type

/000-017

793-5501



Item no.: 793-5501/000-023

WMB marking card; as card; stretchable 5 - 5.2 mm; plain; snap-on type

/000-023

793-5501



Item no.: 793-5501/000-024

WMB marking card; as card; stretchable 5 - 5.2 mm; plain; snap-on type

/000-024

793-5501

Strain relief plate



Item no.: 734-430

Strain relief plate

734-430

Downloads

Documentation

Bid Text

2022-111/000-006

docx
15.5 kB

Download

Additional Information

pdf
2.1 MB

Download

CAD/CAE - Smart Data

CAD data

3D Download 2022-111/000-006

URL

Download

Product family

X-COM S

[Show all products from the family](#)



Subject to changes.
